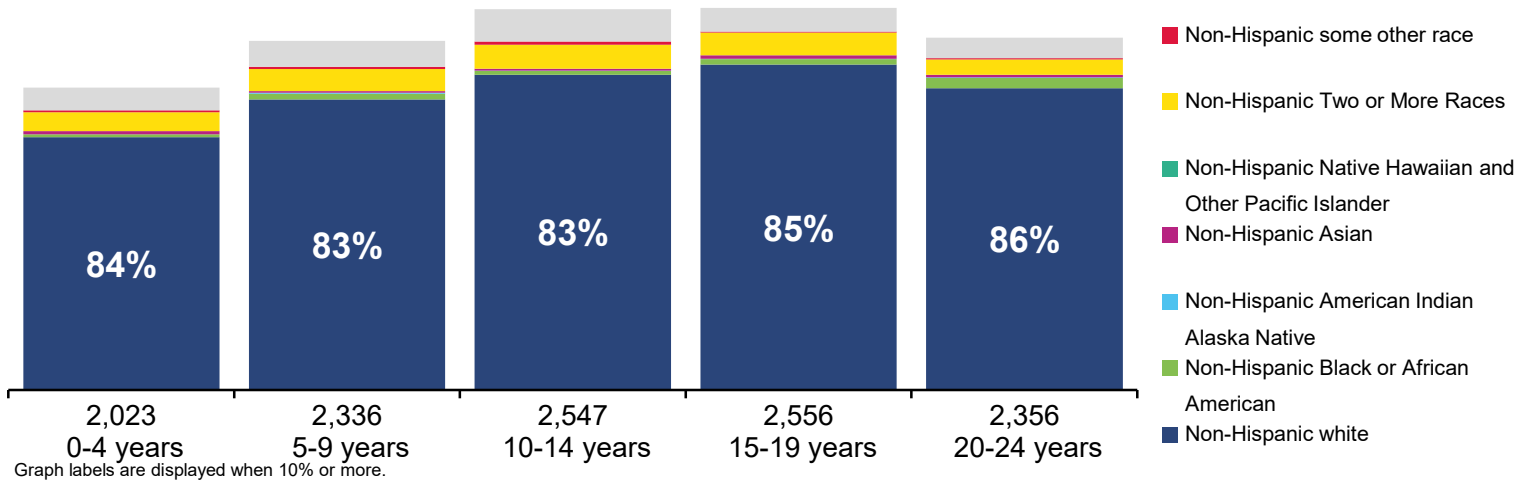


2024 STATE OF THE CHILD - WAYNE

Population Diversity (2020 Census)

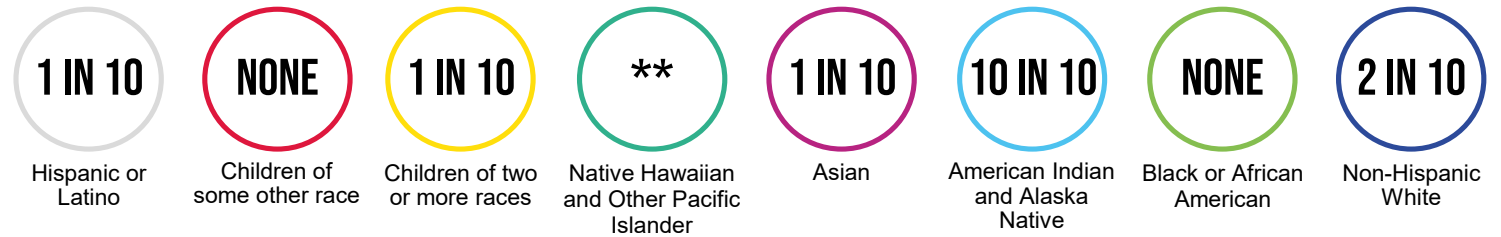


17%
of the county's population is
CHILDREN

8,568
citizens are
CHILDREN UNDER 18 YEARS

3,250
citizens are
18-24 YEARS

Children Living in Poverty (<100% FPL)



** No child population of this race exists in the county.

1 IN 7 (1,240)
CHILDREN
under 18 live in **POVERTY**

38%
CHILDREN
under 18 are **LOW-INCOME** (<200%)

21%
YOUNG ADULTS
18-24 live in **POVERTY**

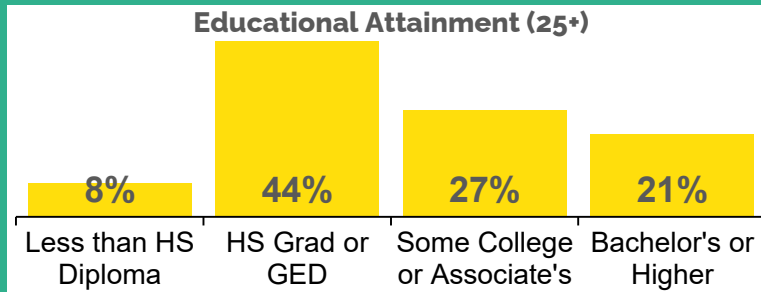
2 IN 5 (1,410)
YOUNG ADULTS
18-24 are **LOW-INCOME**

Households with Children
23%

Median Income of Households with Children
MARRIED COUPLE \$94,500
SINGLE FATHER \$52,000
SINGLE MOTHER \$32,100

Unemployment Rate
3.9%

Children Experiencing Homelessness
77
Children Under 6 with All Caregivers in Labor Force
70%



Children in Households Receiving Public Assistance
28%
Households with High Housing Cost Burden
27%

CHILD WELFARE

WHITE CHILDREN AND BLACK CHILDREN have disproportionately higher rates of CPS referrals

WHITE CHILDREN AND HISPANIC CHILDREN have disproportionately higher substantiation rates

WHITE CHILDREN AND BLACK CHILDREN have disproportionately higher rates of valid GPS allegations

1-10 children and youth in foster care are placed with kin

2 IN 5 children entering foster care were reunified with their parents or kin within 12 months

EARLY CARE AND EDUCATION

249 children enrolled in publicly funded, high-quality pre-k; yet **221** eligible children remain unserved

22 more educators are needed to serve all eligible pre-k children

88% of infants and toddlers eligible for the subsidized Child Care Works program remain unserved

27% of children under age 5 in Child Care Works are in high-quality care

31% of child care capacity for children under 5 is high-quality

HOME VISITING

12% of low-income families who could benefit the most receive evidence-based home visiting services

91 families receive evidence-based home visiting services

Evidence-based home visiting models in this county receiving state funds:

- Child First
- Family Check-Up®
- Healthy Families America
- ✓ Nurse-Family Partnership
- ✓ Parents as Teachers
- Safecare Augmented®
- ✓ Early Head Start
- Family Connects

2-20 members served in the Medical Assistance Maternal Home Visiting Program

K-12 EDUCATION

More than **11,430** enrolled students in **6** school district(s) within the county

22% of school district students are economically disadvantaged

65% of 3rd graders score proficient or advanced in English Language Arts as measured by the Pennsylvania System of School Assessment (PSSA)

30% of 8th graders score proficient or advanced in math as measured by the PSSA

529 students enrolled in career and technical education

PERINATAL AND CHILDREN'S HEALTH

4% of children under 19 have no health insurance

48% of all children in the county are enrolled in Medicaid or CHIP coverage

172 children in the county enrolled in health coverage through Pennie™, the state's health insurance marketplace

135 infants and toddlers receive services through Early Intervention Part C

73% of eligible infants, young children and women participate in the Pennsylvania WIC program

Definitions and data sources can be found at papartnerships.org/report/state-of-the-child-2024