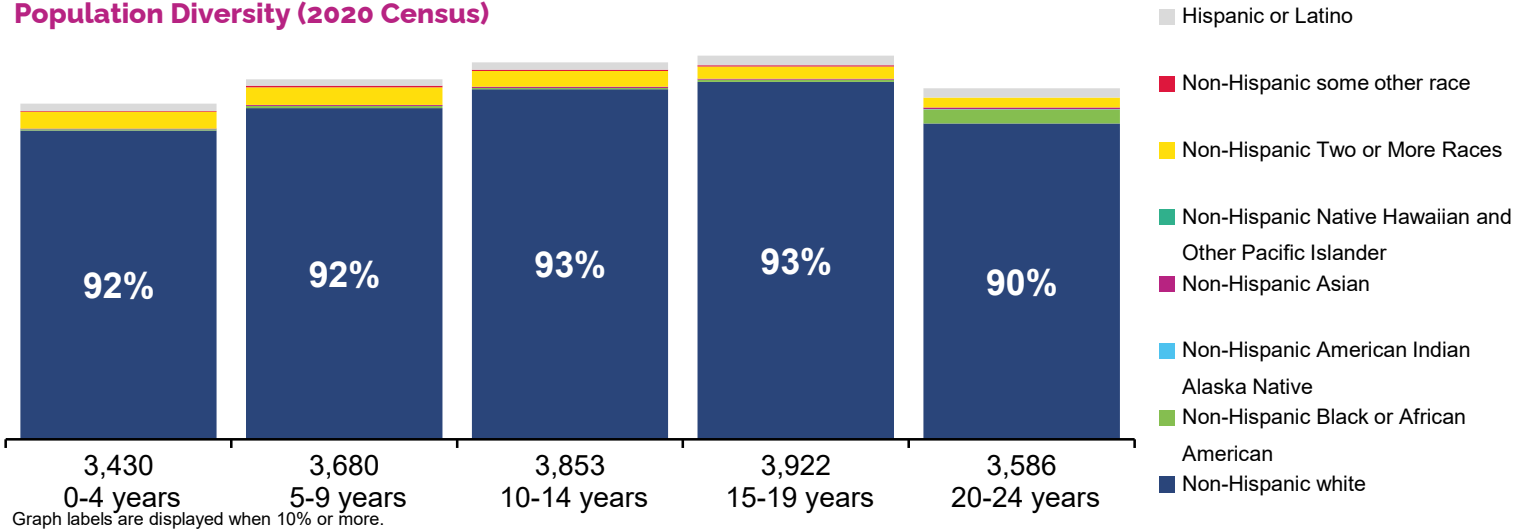


# 2024 STATE OF THE CHILD - SOMERSET

## Population Diversity (2020 Census)

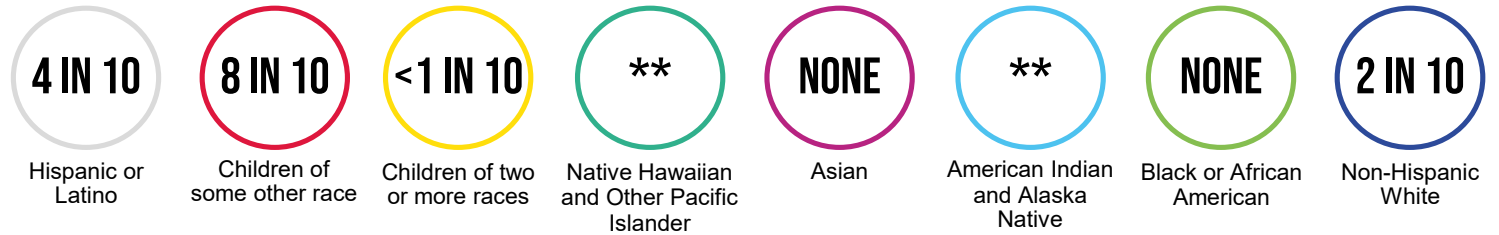


**18%**  
of the county's population is  
**CHILDREN**

**13,434**  
citizens are  
**CHILDREN UNDER 18 YEARS**

**5,037**  
citizens are  
**18-24 YEARS**

## Children Living in Poverty (<100% FPL)



**1 IN 6** (2,020)  
**CHILDREN**  
under 18 live in **POVERTY**

**40%**  
**CHILDREN**  
under 18 are **LOW-INCOME** (<200%)

**12%**  
**YOUNG ADULTS**  
18-24 live in **POVERTY**

**1 IN 3** (1,440)  
**YOUNG ADULTS**  
18-24 are **LOW-INCOME**

## Households with Children

**25%**

## Median Income of Households with Children

MARRIED COUPLE  
\$94,600

SINGLE FATHER  
\$49,300

SINGLE MOTHER  
\$32,600

## Unemployment Rate

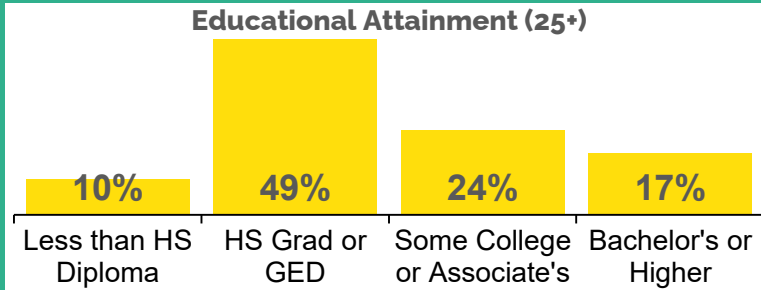
**4.0%**

## Children Experiencing Homelessness

**99**

## Children Under 6 with All Caregivers in Labor Force

**67%**



## Children in Households Receiving Public Assistance

**24%**

## Households with High Housing Cost Burden

**21%**

CHILD WELFARE

**WHITE CHILDREN AND BLACK CHILDREN** have disproportionately higher rates of CPS referrals

**WHITE CHILDREN, BLACK CHILDREN AND CHILDREN OF MULTIPLE RACES** have disproportionately higher substantiation rates

**BLACK CHILDREN** have disproportionately higher rates of valid GPS allegations

**2 IN 5** children and youth in foster care are placed with kin

**1 IN 3** children entering foster care were reunified with their parents or kin within 12 months

EARLY CARE AND EDUCATION

**439** children enrolled in publicly funded, high-quality pre-k; yet **371** eligible children remain unserved

**37** more educators are needed to serve all eligible pre-k children

**90%** of infants and toddlers eligible for the subsidized Child Care Works program remain unserved

**14%** of children under age 5 in Child Care Works are in high-quality care

**21%** of child care capacity for children under 5 is high-quality

HOME VISITING

**19%** of low-income families who could benefit the most receive evidence-based home visiting services

**296** families receive evidence-based home visiting services

Evidence-based home visiting models in this county receiving state funds:

- Child First
- Family Check-Up®
- Healthy Families America
- ✓ Nurse-Family Partnership
- ✓ Parents as Teachers
- Safecare Augmented®
- ✓ Early Head Start
- Family Connects

**25-34** members served in the Medical Assistance Maternal Home Visiting Program

K-12 EDUCATION

More than **8,340** enrolled students in **11** school district(s) within the county

**17%** of school district students are economically disadvantaged

**60%** of 3rd graders score proficient or advanced in English Language Arts as measured by the Pennsylvania System of School Assessment (PSSA)

**29%** of 8th graders score proficient or advanced in math as measured by the PSSA

**850** students enrolled in career and technical education

PERINATAL AND CHILDREN'S HEALTH

**8%** of children under 19 have no health insurance

**44%** of all children in the county are enrolled in Medicaid or CHIP coverage

**172** children in the county enrolled in health coverage through Pennie™, the state's health insurance marketplace

**224** infants and toddlers receive services through Early Intervention Part C

**66%** of eligible infants, young children and women participate in the Pennsylvania WIC program

Definitions and data sources can be found at [papartnerships.org/report/state-of-the-child-2024](http://papartnerships.org/report/state-of-the-child-2024)