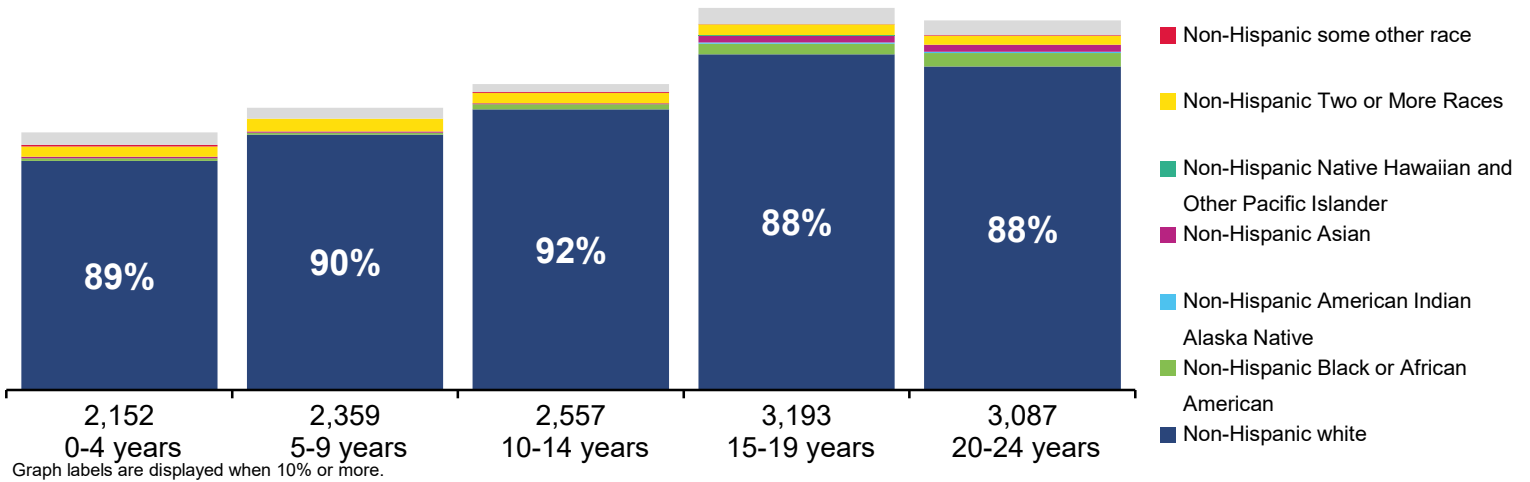


2024 STATE OF THE CHILD - SNYDER

Population Diversity (2020 Census)



22%

of the county's population is
CHILDREN

8,592

citizens are
CHILDREN UNDER 18 YEARS

4,756

citizens are
18-24 YEARS

Children Living in Poverty (<100% FPL)



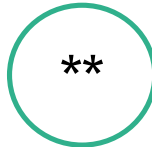
Hispanic or Latino



Children of some other race



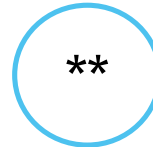
Children of two or more races



Native Hawaiian and Other Pacific Islander



Asian



American Indian and Alaska Native



Black or African American



Non-Hispanic White

** No child population of this race exists in the county.

1 IN 8 (970)
CHILDREN

under 18 live in **POVERTY**

42%
CHILDREN

under 18 are **LOW-INCOME** (<200%)

8%
YOUNG ADULTS

18-24 live in **POVERTY**

1 IN 4 (710)
YOUNG ADULTS

18-24 are **LOW-INCOME**

Households with Children

28%

Children Experiencing Homelessness

40

Children Under 6 with All Caregivers in Labor Force

63%

Median Income of Households with Children

MARRIED COUPLE
\$94,000

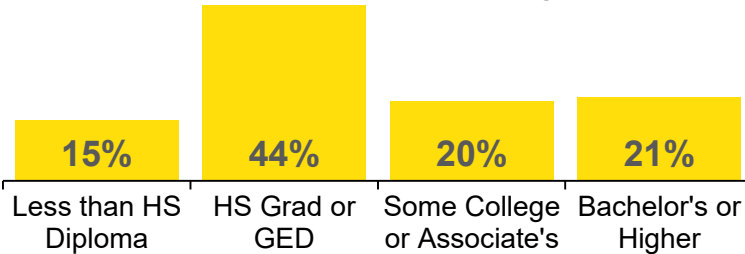
SINGLE FATHER
\$61,000

SINGLE MOTHER
\$34,500

Unemployment Rate

3.4%

Educational Attainment (25+)



Children in Households Receiving Public Assistance

14%

Households with High Housing Cost Burden

20%

CHILD WELFARE

BLACK CHILDREN AND HISPANIC CHILDREN have disproportionately higher rates of CPS referrals, including substantiations and valid GPS allegations

0 children and youth served in the foster care system

0% children and youth in foster care placed in congregate care settings

0% children and youth in foster care are placed with kin

1-10 children entering foster care were reunified with their parents or kin within 12 months

EARLY CARE AND EDUCATION

165 children enrolled in publicly funded, high-quality pre-k; yet **475** eligible children remain unserved

48 more educators are needed to serve all eligible pre-k children

92%-94% of infants and toddlers eligible for the subsidized Child Care Works program remain unserved

59% of children under age 5 in Child Care Works are in high-quality care

37% of child care capacity for children under 5 is high-quality

HOME VISITING

5% of low-income families who could benefit the most receive evidence-based home visiting services

57 families receive evidence-based home visiting services

Evidence-based home visiting models in this county receiving state funds:

- Child First
- Family Check-Up®
- Healthy Families America
- ✓ Nurse-Family Partnership
- Parents as Teachers
- Safecare Augmented®
- ✓ Early Head Start
- Family Connects

1-10 members served in the Medical Assistance Maternal Home Visiting Program

K-12 EDUCATION

More than **4,320** enrolled students in **2** school district(s) within the county

19% of school district students are economically disadvantaged

63% of 3rd graders score proficient or advanced in English Language Arts as measured by the Pennsylvania System of School Assessment (PSSA)

39% of 8th graders score proficient or advanced in math as measured by the PSSA

295 students enrolled in career and technical education

PERINATAL AND CHILDREN'S HEALTH

16% of children under 19 have no health insurance

32% of all children in the county are enrolled in Medicaid or CHIP coverage

186 children in the county enrolled in health coverage through Pennie™, the state's health insurance marketplace

64 infants and toddlers receive services through Early Intervention Part C

47% of eligible infants, young children and women participate in the Pennsylvania WIC program

Definitions and data sources can be found at papartnerships.org/report/state-of-the-child-2024