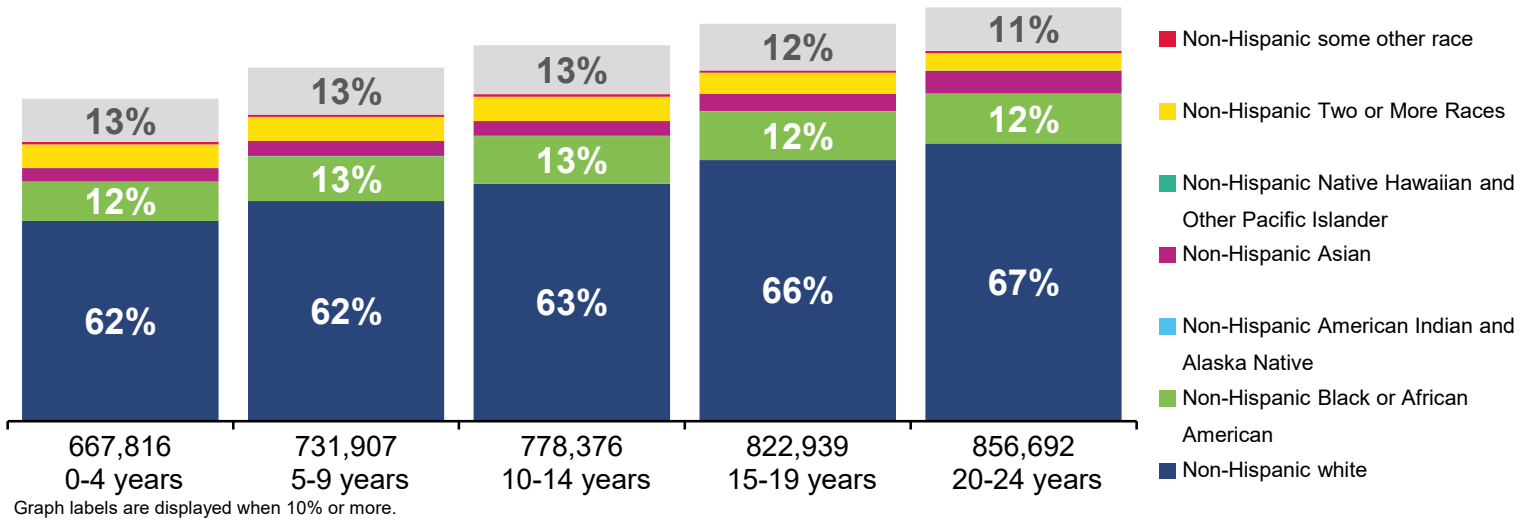


# 2024 STATE OF THE CHILD - PENNSYLVANIA

## Population Diversity (2020 Census)

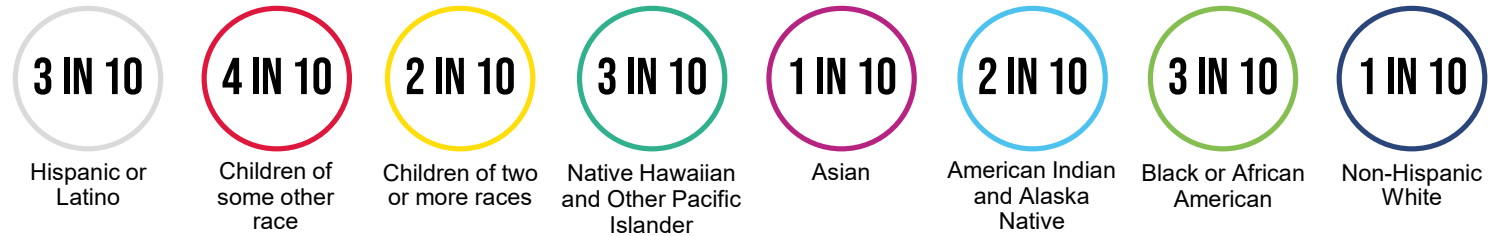


**20%**  
of the state's population is  
**CHILDREN**

**2,649,152**  
citizens are  
**CHILDREN UNDER 18 YEARS**

**1,208,578**  
citizens are  
**18-24 YEARS**

## Children Living in Poverty (<100% FPL)



**1 IN 6** (404,490)  
**CHILDREN**  
under 18 live in **POVERTY**

**35%**  
**CHILDREN**  
under 18 are **LOW-INCOME** (<200%)

**18%**  
**YOUNG ADULTS**  
18-24 live in **POVERTY**

**1 IN 3** (330,030)  
**YOUNG ADULTS**  
18-24 are **LOW-INCOME**

**Households with Children**  
**27%**

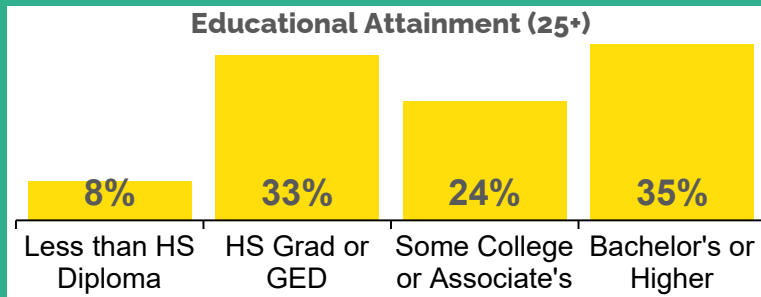
**Median Income of Households with Children**

MARRIED COUPLE	SINGLE FATHER	SINGLE MOTHER
\$129,700	\$57,900	\$37,100

**Unemployment Rate**  
**3.4%**

**Children Experiencing Homelessness**  
**46,714**

**Children Under 6 with All Caregivers in Labor Force**  
**72%**



**Children in Households Receiving Public Assistance**  
**29%**

**Households with High Housing Cost Burden**  
**28%**

CHILD WELFARE

**WHITE CHILDREN** have disproportionately higher rates of CPS referrals

**HISPANIC CHILDREN** have disproportionately higher substantiation rates

**WHITE CHILDREN AND BLACK CHILDREN** have disproportionately higher rates of valid GPS allegations

**2 IN 5** children and youth in foster care are placed with kin

**2 IN 5** children entering foster care were reunified with their parents or kin within 12 months

EARLY CARE AND EDUCATION

**66,839** children enrolled in publicly funded, high-quality pre-k; yet **78,171** eligible children remain unserved

**7,817** more educators are needed to serve all eligible pre-k children

**75%** of infants and toddlers eligible for the subsidized Child Care Works program remain unserved

**49%** of children under age 5 in Child Care Works are in high-quality care

**46%** of licensed child care capacity for children under 5 is high-quality

HOME VISITING

**7%** of low-income families who could benefit the most receive evidence-based home visiting services

**20,481** families receive evidence-based home visiting services

Evidence-based home visiting models in the state receiving state funds:

- ✓ Child First
- ✓ Family Check-Up®
- ✓ Healthy Families America
- ✓ Nurse-Family Partnership
- ✓ Parents as Teachers
- ✓ Safecare Augmented®
- ✓ Early Head Start
- ✓ Family Connects

**2,395** members served in the Medical Assistance Maternal Home Visiting Program

K-12 EDUCATION

More than **1,512,570** enrolled students in **499** school districts within the state

**19%** of school district students are economically disadvantaged

**54%** of 3rd graders score proficient or advanced in English Language Arts as measured by the Pennsylvania System of School Assessment (PSSA)

**26%** of 8th graders score proficient or advanced in math as measured by the PSSA

**72,433** students enrolled in career and technical education

PERINATAL AND CHILDREN'S HEALTH

**5%** of children under 19 have no health insurance

**45%** of all children in the state are enrolled in Medicaid or CHIP coverage

**44,506** children in the state enrolled in health coverage through Pennie™, the state's health insurance marketplace

**48,199** infants and toddlers receive services through Early Intervention Part C

**61%** of eligible infants, young children and women participate in the Pennsylvania WIC program

Definitions and data sources can be found at [papartnerships.org/report/state-of-the-child-2024](https://papartnerships.org/report/state-of-the-child-2024)