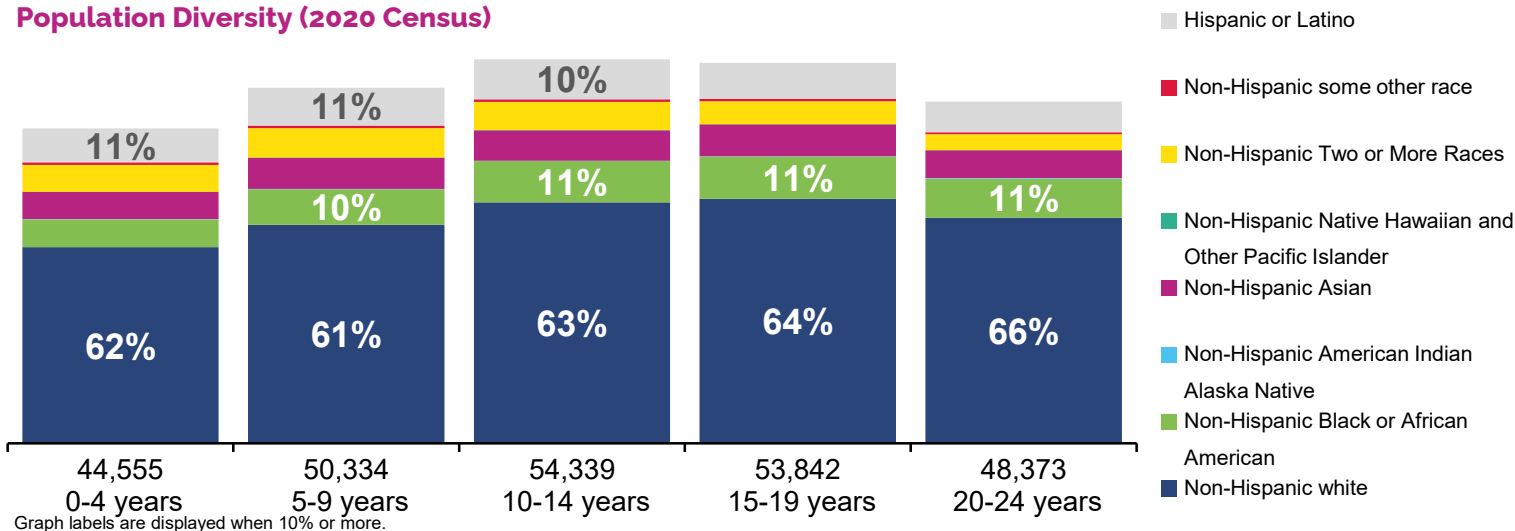


2024 STATE OF THE CHILD - MONTGOMERY

Population Diversity (2020 Census)



21%

of the county's population is

CHILDREN

182,529

citizens are

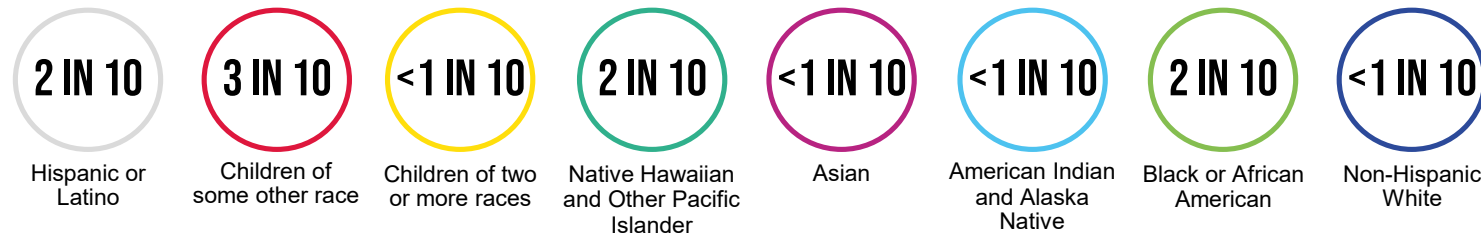
CHILDREN UNDER 18 YEARS

68,914

citizens are

18-24 YEARS

Children Living in Poverty (<100% FPL)



1 IN 14 (13,240)
CHILDREN

under 18 live in **POVERTY**

18%
CHILDREN

under 18 are **LOW-INCOME** (<200%)

11%
YOUNG ADULTS

18-24 live in **POVERTY**

1 IN 5 (13,480)
YOUNG ADULTS

18-24 are **LOW-INCOME**

Households with Children

31%

Median Income of Households with Children

MARRIED COUPLE

\$171,300

SINGLE FATHER

\$73,200

SINGLE MOTHER

\$52,900

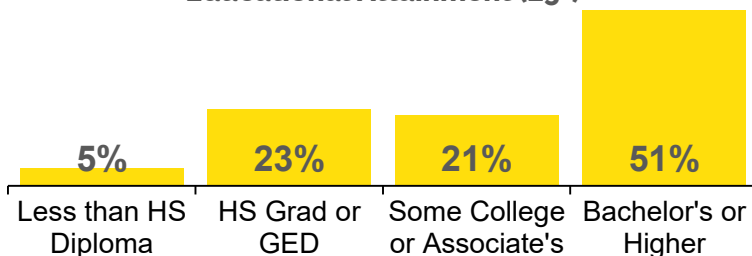
Unemployment Rate

2.8%

Children Experiencing Homelessness

1,761

Educational Attainment (25+)



Children in Households Receiving Public Assistance

13%

Children Under 6 with All Caregivers in Labor Force

75%

Households with High Housing Cost Burden

27%

CHILD WELFARE

BLACK CHILDREN AND HISPANIC CHILDREN have disproportionately higher rates of CPS referrals

BLACK CHILDREN AND HISPANIC CHILDREN have disproportionately higher substantiation rates

BLACK CHILDREN AND CHILDREN OF MULTIPLE RACES have disproportionately higher rates of valid GPS allegations

1 IN 4 children and youth in foster care are placed with kin

2 IN 5 children entering foster care were reunified with their parents or kin within 12 months

EARLY CARE AND EDUCATION

1,808 children enrolled in publicly funded, high-quality pre-k; yet **3,622** eligible children remain unserved

362 more educators are needed to serve all eligible pre-k children

69% of infants and toddlers eligible for the subsidized Child Care Works program remain unserved

57% of children under age 5 in Child Care Works are in high-quality care

42% of child care capacity for children under 5 is high-quality

HOME VISITING

9% of low-income families who could benefit the most receive evidence-based home visiting services

845 families receive evidence-based home visiting services

Evidence-based home visiting models in this county receiving state funds:

- Child First
- Family Check-Up®
- Healthy Families America
- Nurse-Family Partnership
- Parents as Teachers
- Safecare Augmented®
- ✓ Early Head Start
- Family Connects

167-176 members served in the Medical Assistance Maternal Home Visiting Program

K-12 EDUCATION

More than **114,720** enrolled students in **22** school district(s) within the county

19% of school district students are economically disadvantaged

65% of 3rd graders score proficient or advanced in English Language Arts as measured by the Pennsylvania System of School Assessment (PSSA)

39% of 8th graders score proficient or advanced in math as measured by the PSSA

3,639 students enrolled in career and technical education

PERINATAL AND CHILDREN'S HEALTH

3% of children under 19 have no health insurance

31% of all children in the county are enrolled in Medicaid or CHIP coverage

3,858 children in the county enrolled in health coverage through Pennie™, the state's health insurance marketplace

3,075 infants and toddlers receive services through Early Intervention Part C

67% of eligible infants, young children and women participate in the Pennsylvania WIC program

Definitions and data sources can be found at papartnerships.org/report/state-of-the-child-2024