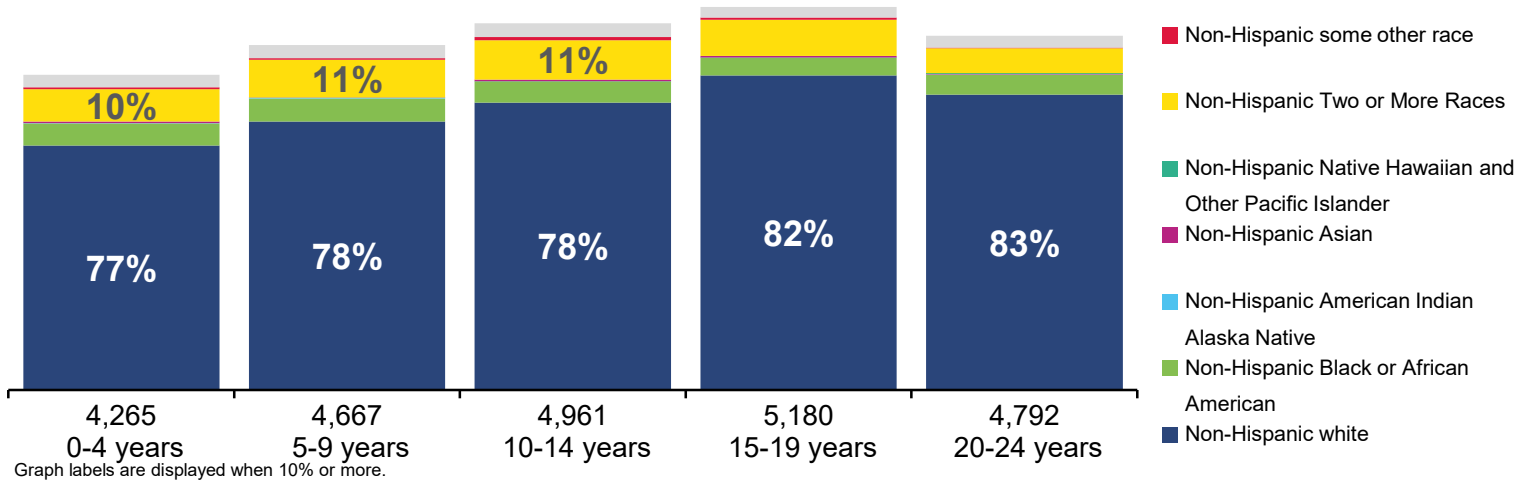


2024 STATE OF THE CHILD - LAWRENCE

Population Diversity (2020 Census)

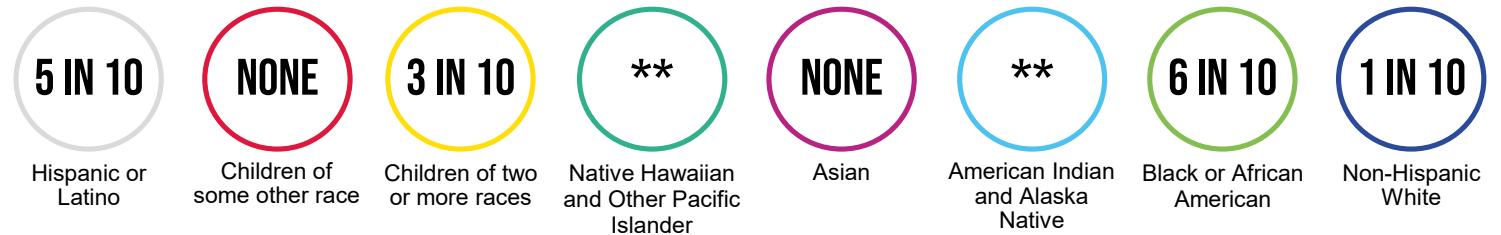


20%
of the county's population is
CHILDREN

17,014
citizens are
CHILDREN UNDER 18 YEARS

6,851
citizens are
18-24 YEARS

Children Living in Poverty (<100% FPL)



** No child population of this race exists in the county.

1 IN 5 (3,150)
CHILDREN
under 18 live in **POVERTY**

43%
CHILDREN
under 18 are **LOW-INCOME** (<200%)

16%
YOUNG ADULTS
18-24 live in **POVERTY**

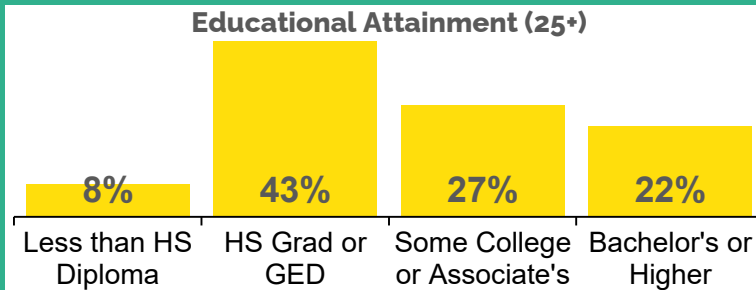
2 IN 5 (2,230)
YOUNG ADULTS
18-24 are **LOW-INCOME**

Households with Children
26%

Median Income of Households with Children
MARRIED COUPLE: \$104,100
SINGLE FATHER: \$57,400
SINGLE MOTHER: \$31,700

Unemployment Rate
4.2%

Children Experiencing Homelessness
324
Children Under 6 with All Caregivers in Labor Force
69%



Children in Households Receiving Public Assistance
37%
Households with High Housing Cost Burden
24%

CHILD WELFARE

BLACK CHILDREN AND CHILDREN OF MULTIPLE RACES have disproportionately higher rates of CPS referrals, including substantiations and valid GPS allegations

287

children and youth served in the foster care system

3 IN 4

children and youth in foster care placed in congregate care settings

1 IN 4

children and youth in foster care are placed with kin

1 IN 4

children entering foster care were reunified with their parents or kin within 12 months

EARLY CARE AND EDUCATION

736

children enrolled in publicly funded, high-quality pre-k; yet

414

eligible children remain unserved

41

more educators are needed to serve all eligible pre-k children

79%

of infants and toddlers eligible for the subsidized Child Care Works program remain unserved

75%

of children under age 5 in Child Care Works are in high-quality care

70%

of child care capacity for children under 5 is high-quality

HOME VISITING

16%

of low-income families who could benefit the most receive evidence-based home visiting services

354

families receive evidence-based home visiting services

Evidence-based home visiting models in this county receiving state funds:

- Child First
- Family Check-Up®
- Healthy Families America
- Nurse-Family Partnership
- Parents as Teachers
- Safecare Augmented®
- ✓ Early Head Start
- Family Connects

2-20

members served in the Medical Assistance Maternal Home Visiting Program

K-12 EDUCATION

More than **13,080**

enrolled students in **9** school district(s) within the county

18%

of school district students are economically disadvantaged

56%

of 3rd graders score proficient or advanced in English Language Arts as measured by the Pennsylvania System of School Assessment (PSSA)

21%

of 8th graders score proficient or advanced in math as measured by the PSSA

836

students enrolled in career and technical education

PERINATAL AND CHILDREN'S HEALTH

5%

of children under 19 have no health insurance

51%

of all children in the county are enrolled in Medicaid or CHIP coverage

166

children in the county enrolled in health coverage through Pennie™, the state's health insurance marketplace

234

infants and toddlers receive services through Early Intervention Part C

55%

of eligible infants, young children and women participate in the Pennsylvania WIC program

Definitions and data sources can be found at papartnerships.org/report/state-of-the-child-2024