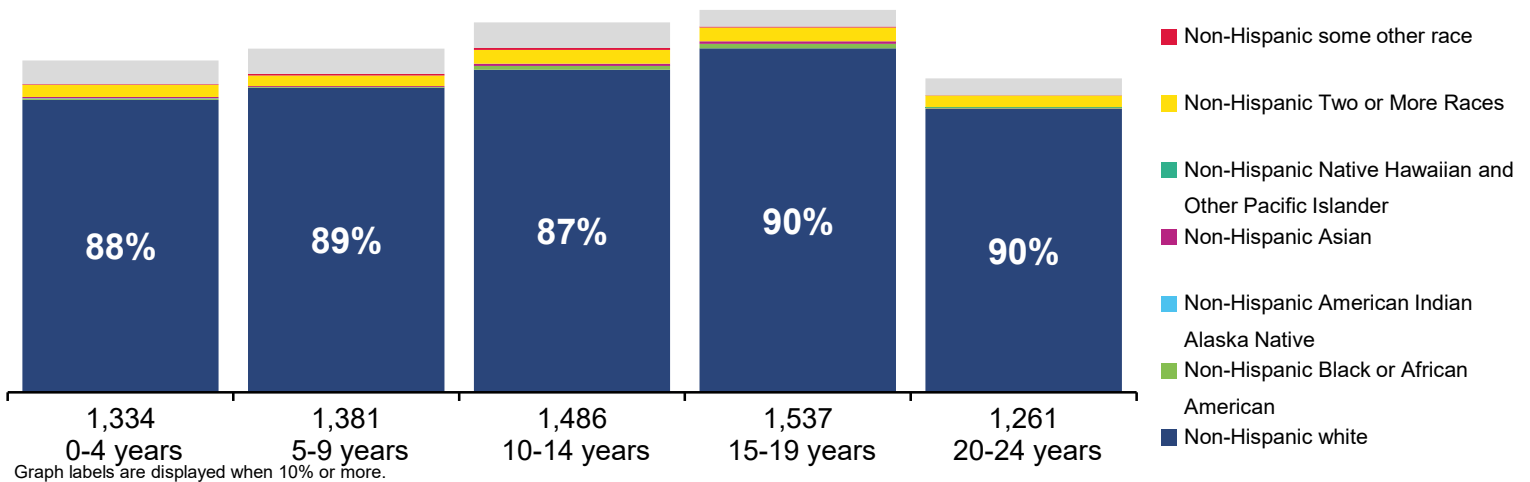


# 2024 STATE OF THE CHILD - JUNIATA

## Population Diversity (2020 Census)

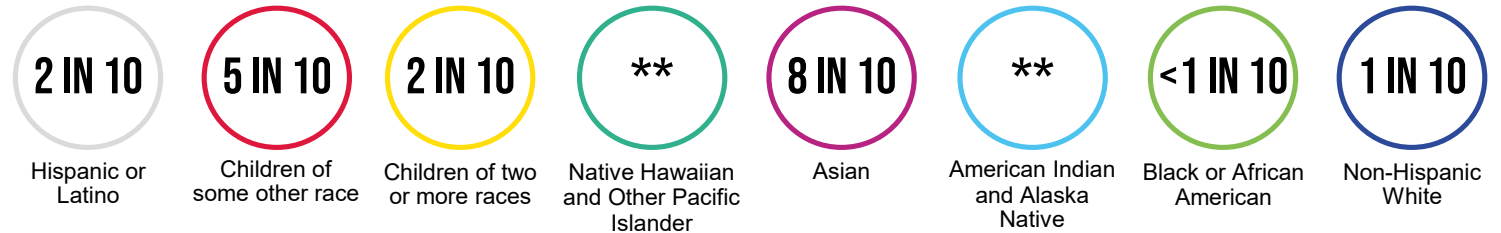


**22%**  
of the county's population is  
**CHILDREN**

**5,166**  
citizens are  
**CHILDREN UNDER 18 YEARS**

**1,833**  
citizens are  
**18-24 YEARS**

## Children Living in Poverty (<100% FPL)



**1 IN 8** (660)  
**CHILDREN**  
under 18 live in **POVERTY**

**38%**  
**CHILDREN**  
under 18 are **LOW-INCOME** (<200%)

**5%**  
**YOUNG ADULTS**  
18-24 live in **POVERTY**

**1 IN 3** (550)  
**YOUNG ADULTS**  
18-24 are **LOW-INCOME**

**Households with Children**  
**27%**

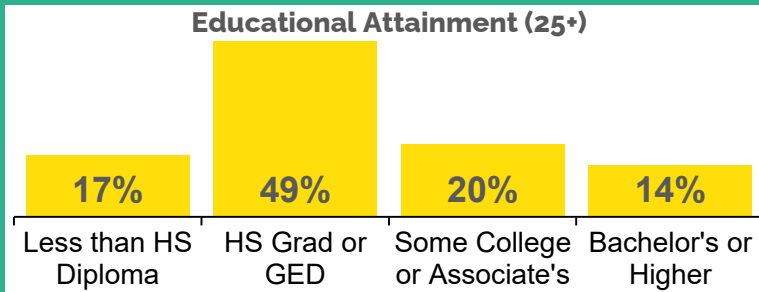
**Median Income of Households with Children**

Married Couple	Single Father	Single Mother
\$95,000	\$45,300	\$36,900

**Unemployment Rate**  
**3.4%**

**Children Experiencing Homelessness**  
**99**

**Children Under 6 with All Caregivers in Labor Force**  
**43%**



**Children in Households Receiving Public Assistance**  
**15%**

**Households with High Housing Cost Burden**  
**17%**

CHILD WELFARE

**BLACK CHILDREN AND HISPANIC CHILDREN** have disproportionately higher rates of CPS referrals

**WHITE CHILDREN** have disproportionately higher substantiation rates

**WHITE CHILDREN AND HISPANIC CHILDREN** have disproportionately higher rates of valid GPS allegations

**1-10** children and youth in foster care are placed with kin

**<56%** children entering foster care were reunified with their parents or kin within 12 months

EARLY CARE AND EDUCATION

**140** children enrolled in publicly funded, high-quality pre-k; yet **170** eligible children remain unserved

**17** more educators are needed to serve all eligible pre-k children

**92%-99%** of infants and toddlers eligible for the subsidized Child Care Works program remain unserved

**UNKNOWN** of children under age 5 in Child Care Works are in high-quality care

**81%** of child care capacity for children under 5 is high-quality

HOME VISITING

**26%** of low-income families who could benefit the most receive evidence-based home visiting services

**157** families receive evidence-based home visiting services

Evidence-based home visiting models in this county receiving state funds:

- Child First
- Family Check-Up®
- Healthy Families America
- ✓ Nurse-Family Partnership
- ✓ Parents as Teachers
- Safecare Augmented®
- ✓ Early Head Start
- Family Connects

**0** members served in the Medical Assistance Maternal Home Visiting Program

K-12 EDUCATION

More than **3,030** enrolled students in **2** school district(s) within the county

**23%** of school district students are economically disadvantaged

**59%** of 3rd graders score proficient or advanced in English Language Arts as measured by the Pennsylvania System of School Assessment (PSSA)

**20%** of 8th graders score proficient or advanced in math as measured by the PSSA

**305** students enrolled in career and technical education

PERINATAL AND CHILDREN'S HEALTH

**24%** of children under 19 have no health insurance

**35%** of all children in the county are enrolled in Medicaid or CHIP coverage

**77** children in the county enrolled in health coverage through Pennie™, the state's health insurance marketplace

**33** infants and toddlers receive services through Early Intervention Part C

**66%** of eligible infants, young children and women participate in the Pennsylvania WIC program

Definitions and data sources can be found at [papartnerships.org/report/state-of-the-child-2024](http://papartnerships.org/report/state-of-the-child-2024)