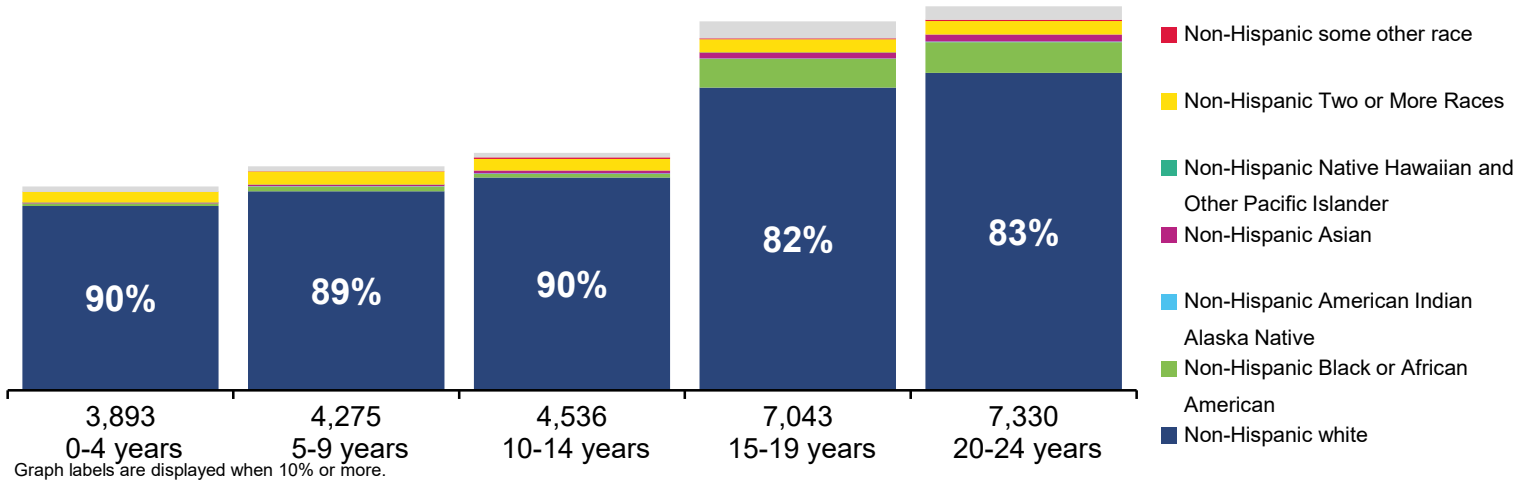


2024 STATE OF THE CHILD - INDIANA

Population Diversity (2020 Census)



19%
of the county's population is
CHILDREN

15,520
citizens are
CHILDREN UNDER 18 YEARS

11,557
citizens are
18-24 YEARS

Children Living in Poverty (<100% FPL)




Hispanic or Latino



Children of some other race



Children of two or more races



Native Hawaiian and Other Pacific Islander



Asian



American Indian and Alaska Native



Black or African American



Non-Hispanic White

** No child population of this race exists in the county.

1 IN 7 (2,160)
CHILDREN
under 18 live in **POVERTY**

35%
CHILDREN
under 18 are **LOW-INCOME** (<200%)

24%
YOUNG ADULTS
18-24 live in **POVERTY**

1 IN 2 (4,510)
YOUNG ADULTS
18-24 are **LOW-INCOME**

Households with Children

22%

Children Experiencing Homelessness

156

Children Under 6 with All Caregivers in Labor Force

60%

Median Income of Households with Children

MARRIED COUPLE
\$100,200

SINGLE FATHER
\$44,500

SINGLE MOTHER
\$30,000

Unemployment Rate

4.1%

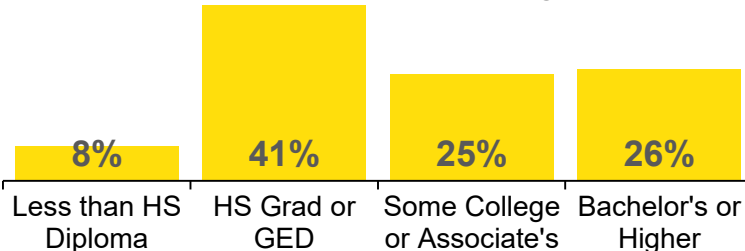
Children in Households Receiving Public Assistance

21%

Households with High Housing Cost Burden

24%

Educational Attainment (25+)



CHILD WELFARE

BLACK CHILDREN have disproportionately higher rates of CPS referrals

BLACK CHILDREN AND HISPANIC CHILDREN have disproportionately higher substantiation rates

BLACK CHILDREN, HISPANIC CHILDREN AND CHILDREN OF MULTIPLE RACES have disproportionately higher rates of valid GPS allegations

1-10 children and youth in foster care are placed with kin

<24% children entering foster care were reunified with their parents or kin within 12 months

EARLY CARE AND EDUCATION

595 children enrolled in publicly funded, high-quality pre-k; yet **415** eligible children remain unserved

42 more educators are needed to serve all eligible pre-k children

85% of infants and toddlers eligible for the subsidized Child Care Works program remain unserved

91% of children under age 5 in Child Care Works are in high-quality care

83% of child care capacity for children under 5 is high-quality

HOME VISITING

5% of low-income families who could benefit the most receive evidence-based home visiting services

93 families receive evidence-based home visiting services

Evidence-based home visiting models in this county receiving state funds:

- Child First
- Family Check-Up®
- Healthy Families America
- ✓ Nurse-Family Partnership
- Parents as Teachers
- Safecare Augmented®
- ✓ Early Head Start
- Family Connects

4-40 members served in the Medical Assistance Maternal Home Visiting Program

K-12 EDUCATION

More than **16,460** enrolled students in **11** school district(s) within the county

20% of school district students are economically disadvantaged

57% of 3rd graders score proficient or advanced in English Language Arts as measured by the Pennsylvania System of School Assessment (PSSA)

27% of 8th graders score proficient or advanced in math as measured by the PSSA

1,205 students enrolled in career and technical education

PERINATAL AND CHILDREN'S HEALTH

9% of children under 19 have no health insurance

37% of all children in the county are enrolled in Medicaid or CHIP coverage

175 children in the county enrolled in health coverage through Pennie™, the state's health insurance marketplace

238 infants and toddlers receive services through Early Intervention Part C

70% of eligible infants, young children and women participate in the Pennsylvania WIC program

Definitions and data sources can be found at papartnerships.org/report/state-of-the-child-2024