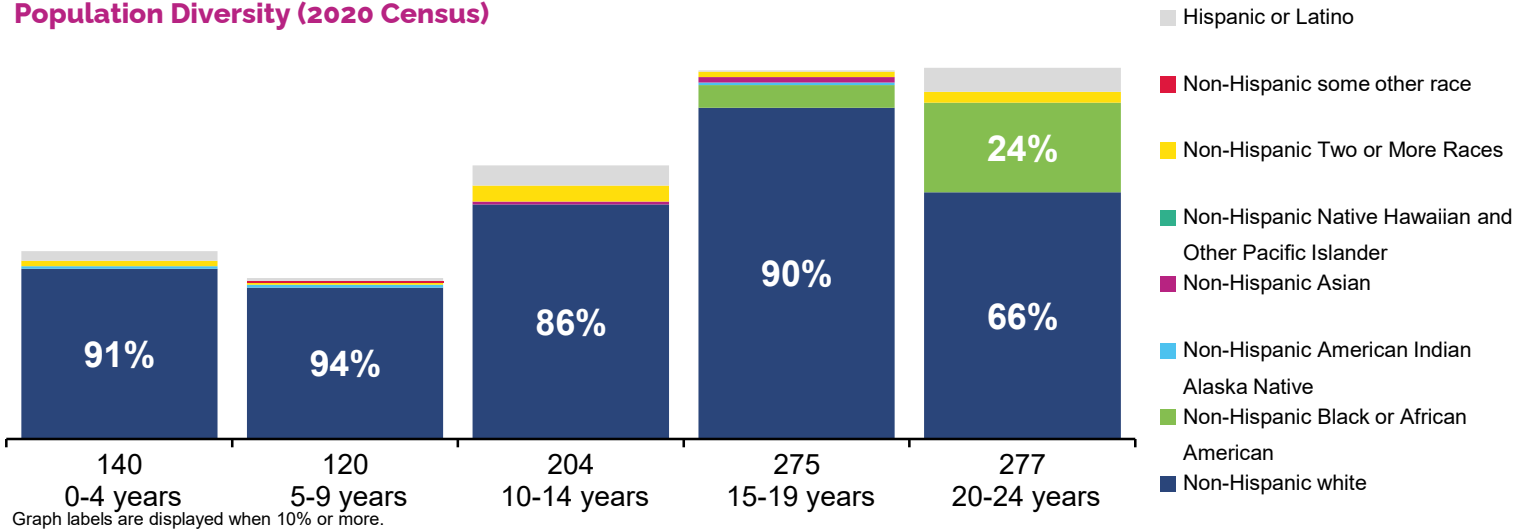


# 2024 STATE OF THE CHILD - FOREST

## Population Diversity (2020 Census)

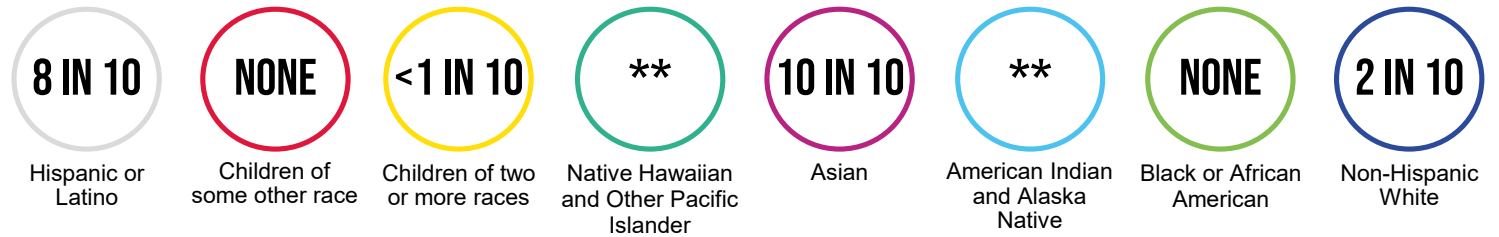


9%  
of the county's population is  
**CHILDREN**

650  
citizens are  
**CHILDREN UNDER 18 YEARS**

366  
citizens are  
**18-24 YEARS**

## Children Living in Poverty (<100% FPL)



\*\* No child population of this race exists in the county.

1 IN 4 (160)  
**CHILDREN**  
under 18 live in **POVERTY**

65%  
**CHILDREN**  
under 18 are **LOW-INCOME** (<200%)

24%  
**YOUNG ADULTS**  
18-24 live in **POVERTY**

1 IN 3 (100)  
**YOUNG ADULTS**  
18-24 are **LOW-INCOME**

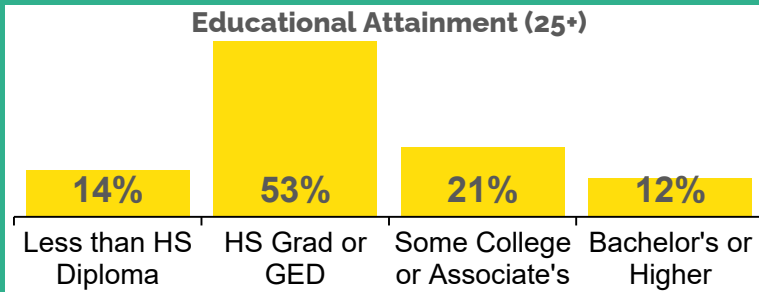
Households with Children  
**13%**

Median Income of Households with Children  
 MARRIED COUPLE \$70,300  
 SINGLE FATHER \$51,300  
 SINGLE MOTHER \$16,100

Unemployment Rate  
**5.2%**

Children Experiencing Homelessness  
**58**

Children Under 6 with All Caregivers in Labor Force  
**73%**



Children in Households Receiving Public Assistance  
**26%**

Households with High Housing Cost Burden  
**19%**

CHILD WELFARE

**WHITE CHILDREN AND BLACK CHILDREN** have disproportionately higher rates of CPS referrals

**WHITE CHILDREN** have disproportionately higher substantiation rates

**BLACK CHILDREN, HISPANIC CHILDREN AND CHILDREN OF MULTIPLE RACES** have disproportionately higher rates of valid GPS allegations

**0%** children and youth in foster care are placed with kin

**1-10** children entering foster care were reunified with their parents or kin within 12 months

EARLY CARE AND EDUCATION

**3-12** children enrolled in publicly funded, high-quality pre-k; yet **38-47** eligible children remain unserved

**4** more educators are needed to serve all eligible pre-k children

**100%** of infants and toddlers eligible for the subsidized Child Care Works program remain unserved

**-** of children under age 5 in Child Care Works are in high-quality care

**-** of child care capacity for children under 5 is high-quality

HOME VISITING

**8%** of low-income families who could benefit the most receive evidence-based home visiting services

**10** families receive evidence-based home visiting services

Evidence-based home visiting models in this county receiving state funds:

- Child First
- Family Check-Up®
- Healthy Families America
- Nurse-Family Partnership
- Parents as Teachers
- Safecare Augmented®
- ✓ Early Head Start
- Family Connects

**0** members served in the Medical Assistance Maternal Home Visiting Program

K-12 EDUCATION

More than **360** enrolled students in **1** school district(s) within the county

**23%** of school district students are economically disadvantaged

**63%** of 3rd graders score proficient or advanced in English Language Arts as measured by the Pennsylvania System of School Assessment (PSSA)

**17%** of 8th graders score proficient or advanced in math as measured by the PSSA

**60** students enrolled in career and technical education

PERINATAL AND CHILDREN'S HEALTH

**0%** of children under 19 have no health insurance

**43%** of all children in the county are enrolled in Medicaid or CHIP coverage

**13** children in the county enrolled in health coverage through Pennie™, the state's health insurance marketplace

**154** infants and toddlers receive services through Early Intervention Part C

**88%** of eligible infants, young children and women participate in the Pennsylvania WIC program

Definitions and data sources can be found at [papartnerships.org/report/state-of-the-child-2024](http://papartnerships.org/report/state-of-the-child-2024)