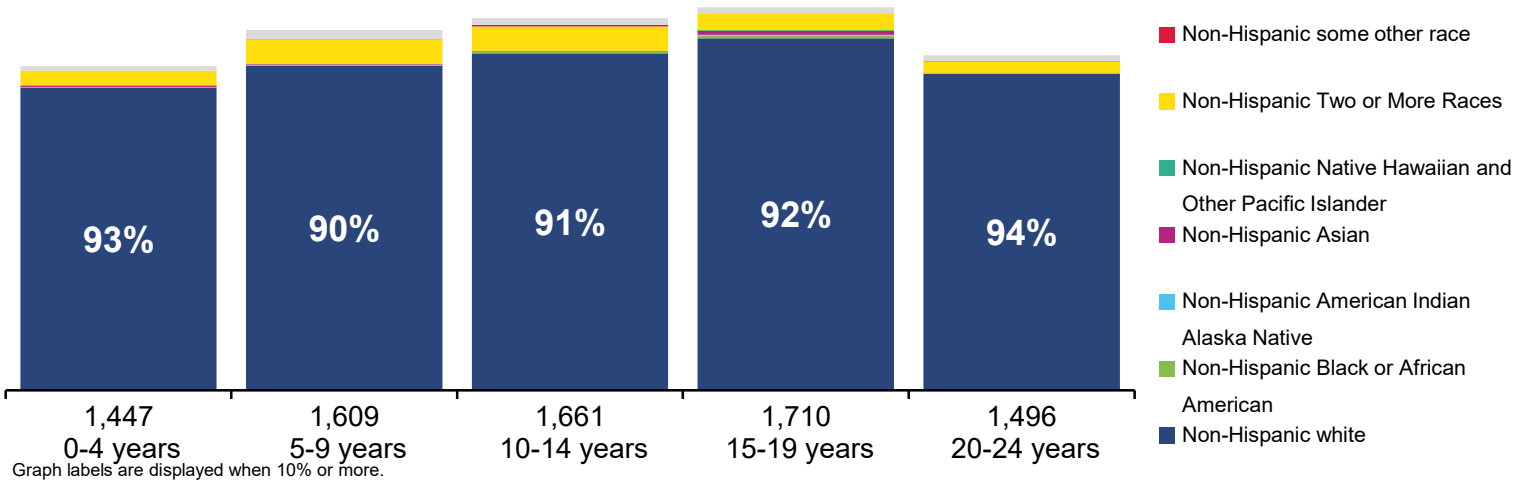


2024 STATE OF THE CHILD - ELK

Population Diversity (2020 Census)

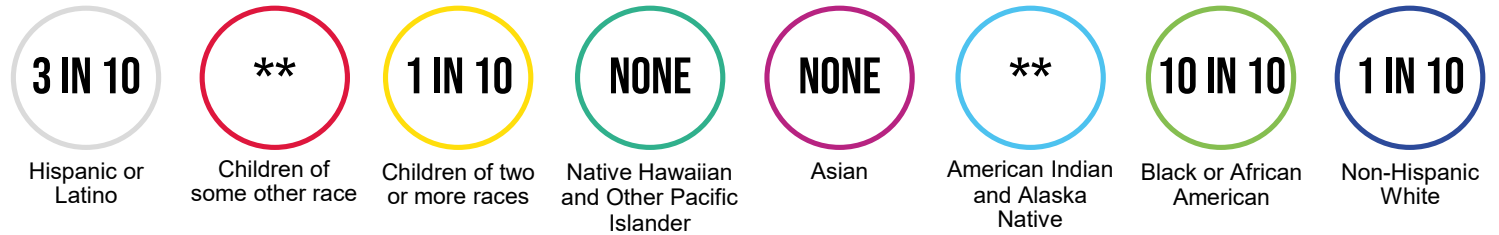


19%
of the county's population is
CHILDREN

5,761
citizens are
CHILDREN UNDER 18 YEARS

2,162
citizens are
18-24 YEARS

Children Living in Poverty (<100% FPL)



** No child population of this race exists in the county.

1 IN 8 (690)
CHILDREN
under 18 live in **POVERTY**

37%
CHILDREN
under 18 are **LOW-INCOME** (<200%)

15%
YOUNG ADULTS
18-24 live in **POVERTY**

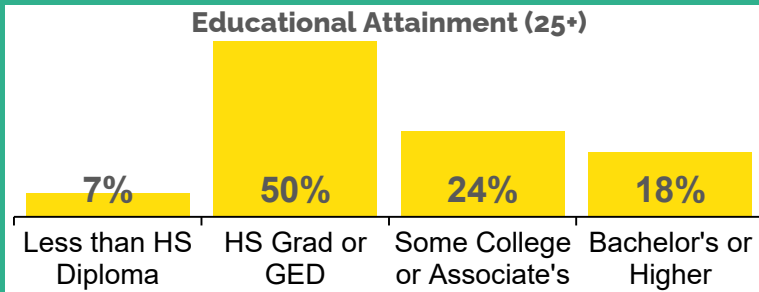
1 IN 4 (580)
YOUNG ADULTS
18-24 are **LOW-INCOME**

Households with Children
20%

Median Income of Households with Children
MARRIED COUPLE \$102,200
SINGLE FATHER \$45,300
SINGLE MOTHER \$41,400

Unemployment Rate
3.3%

Children Experiencing Homelessness
114
Children Under 6 with All Caregivers in Labor Force
87%



Children in Households Receiving Public Assistance
29%
Households with High Housing Cost Burden
17%

CHILD WELFARE

BLACK CHILDREN AND HISPANIC CHILDREN have disproportionately higher rates of CPS referrals, including substantiations and valid GPS allegations

38

children and youth served in the foster care system

1-10

children and youth in foster care placed in congregate care settings

1 IN 2

children and youth in foster care are placed with kin

<84%

children entering foster care were reunified with their parents or kin within 12 months

EARLY CARE AND EDUCATION

166

children enrolled in publicly funded, high-quality pre-k; yet

194

eligible children remain unserved

19

more educators are needed to serve all eligible pre-k children

93%-96%

of infants and toddlers eligible for the subsidized Child Care Works program remain unserved

55%

of children under age 5 in Child Care Works are in high-quality care

58%

of child care capacity for children under 5 is high-quality

HOME VISITING

13%

of low-income families who could benefit the most receive evidence-based home visiting services

85

families receive evidence-based home visiting services

Evidence-based home visiting models in this county receiving state funds:

- Child First
- Family Check-Up®
- Healthy Families America
- Nurse-Family Partnership
- ✓ Parents as Teachers
- Safecare Augmented®
- Early Head Start
- Family Connects

15

members served in the Medical Assistance Maternal Home Visiting Program

K-12 EDUCATION

More than **5,340**

enrolled students in **6** school district(s) within the county

20%

of school district students are economically disadvantaged

55%

of 3rd graders score proficient or advanced in English Language Arts as measured by the Pennsylvania System of School Assessment (PSSA)

27%

of 8th graders score proficient or advanced in math as measured by the PSSA

283

students enrolled in career and technical education

PERINATAL AND CHILDREN'S HEALTH

0%

of children under 19 have no health insurance

44%

of all children in the county are enrolled in Medicaid or CHIP coverage

83

children in the county enrolled in health coverage through Pennie™, the state's health insurance marketplace

87

infants and toddlers receive services through Early Intervention Part C

52%

of eligible infants, young children and women participate in the Pennsylvania WIC program

Definitions and data sources can be found at papartnerships.org/report/state-of-the-child-2024