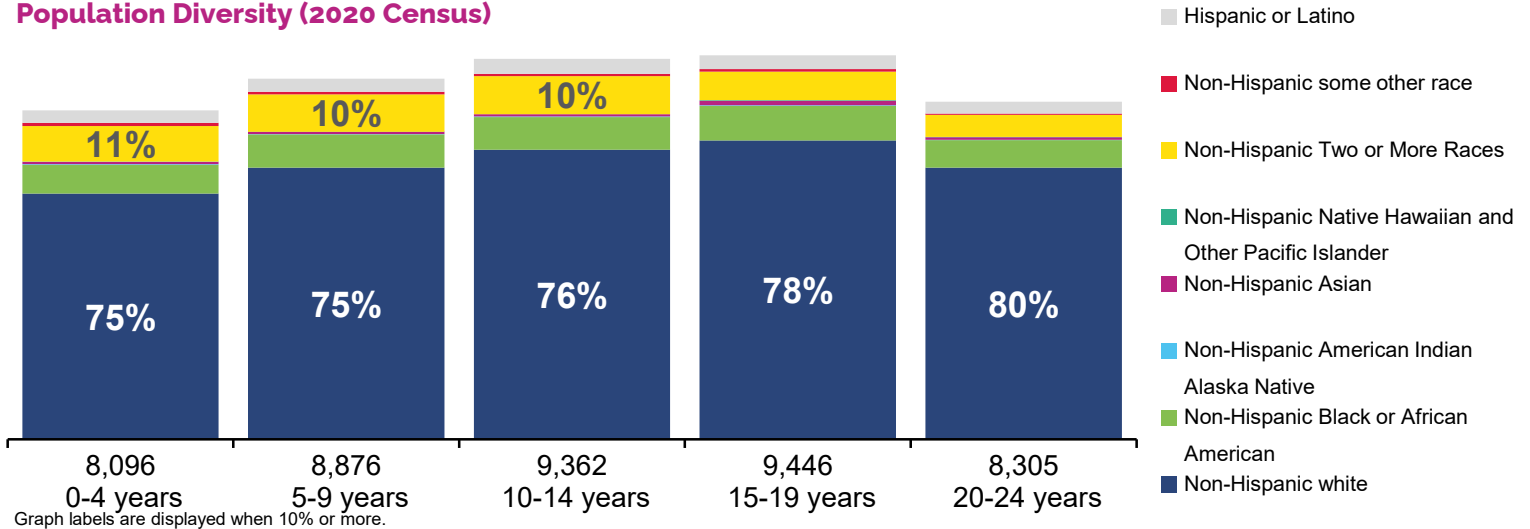


2024 STATE OF THE CHILD - BEAVER

Population Diversity (2020 Census)

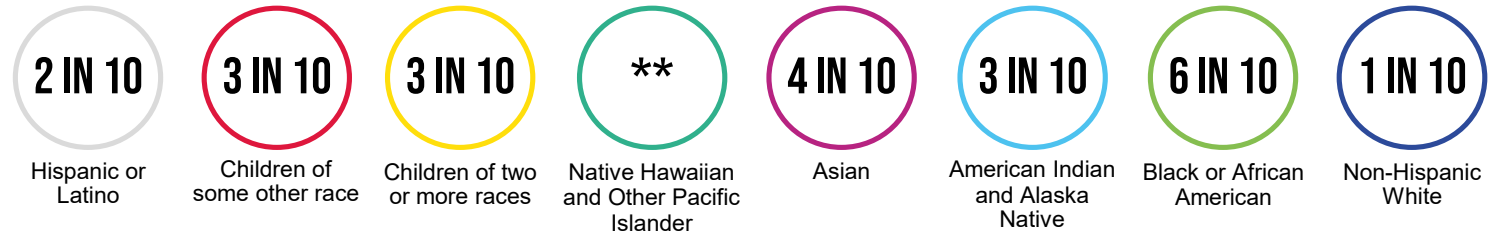


19%
of the county's population is
CHILDREN

32,100
citizens are
CHILDREN UNDER 18 YEARS

11,985
citizens are
18-24 YEARS

Children Living in Poverty (<100% FPL)



** No child population of this race exists in the county.

1 IN 6 (5,350)
CHILDREN
under 18 live in **POVERTY**

32%
CHILDREN
under 18 are **LOW-INCOME** (<200%)

15%
YOUNG ADULTS
18-24 live in **POVERTY**

1 IN 3 (3,460)
YOUNG ADULTS
18-24 are **LOW-INCOME**

Households with Children

25%

Median Income of Households with Children

MARRIED COUPLE
\$116,700

SINGLE FATHER
\$47,300

SINGLE MOTHER
\$34,900

Unemployment Rate

4.1%

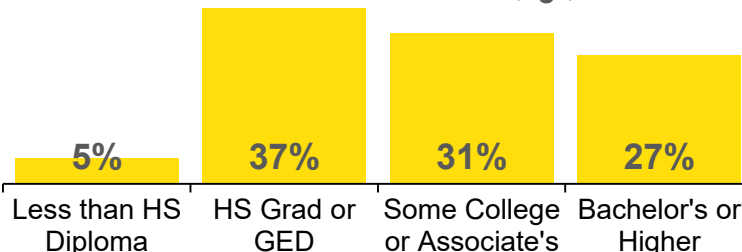
Children Experiencing Homelessness

906

Children Under 6 with All Caregivers in Labor Force

71%

Educational Attainment (25+)



Children in Households Receiving Public Assistance

26%

Households with High Housing Cost Burden

23%

CHILD WELFARE

BLACK CHILDREN AND CHILDREN OF MULTIPLE RACES have disproportionately higher rates of CPS referrals, including substantiations and valid GPS allegations

57

children and youth served in the foster care system

1-10

children and youth in foster care placed in congregate care settings

1-10

children and youth in foster care are placed with kin

1 IN 2

children entering foster care were reunified with their parents or kin within 12 months

EARLY CARE AND EDUCATION

682

children enrolled in publicly funded, high-quality pre-k; yet

1,168

eligible children remain unserved

117

more educators are needed to serve all eligible pre-k children

82%

of infants and toddlers eligible for the subsidized Child Care Works program remain unserved

42%

of children under age 5 in Child Care Works are in high-quality care

37%

of child care capacity for children under 5 is high-quality

HOME VISITING

5%

of low-income families who could benefit the most receive evidence-based home visiting services

165

families receive evidence-based home visiting services

Evidence-based home visiting models in this county receiving state funds:

- Child First
- Family Check-Up®
- Healthy Families America
- Nurse-Family Partnership
- Parents as Teachers
- Safecare Augmented®
- ✓ Early Head Start
- Family Connects

18-27

members served in the Medical Assistance Maternal Home Visiting Program

K-12 EDUCATION

More than 21,350

enrolled students in 15 school district(s) within the county

20%

of school district students are economically disadvantaged

60%

of 3rd graders score proficient or advanced in English Language Arts as measured by the Pennsylvania System of School Assessment (PSSA)

22%

of 8th graders score proficient or advanced in math as measured by the PSSA

863

students enrolled in career and technical education

PERINATAL AND CHILDREN'S HEALTH

2%

of children under 19 have no health insurance

45%

of all children in the county are enrolled in Medicaid or CHIP coverage

522

children in the county enrolled in health coverage through Pennie™, the state's health insurance marketplace

564

infants and toddlers receive services through Early Intervention Part C

55%

of eligible infants, young children and women participate in the Pennsylvania WIC program

Definitions and data sources can be found at papartnerships.org/report/state-of-the-child-2024