

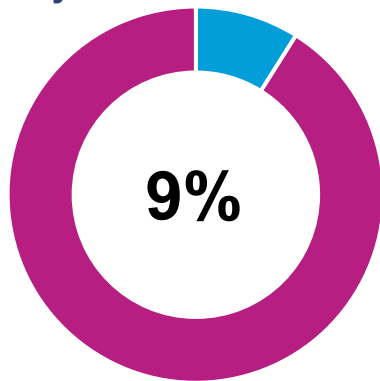


2024 State of Children's Health COUNTIES BY THE NUMBERS

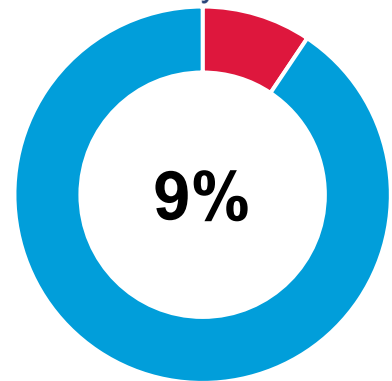
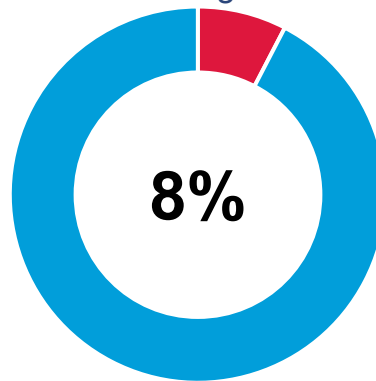
McKean County Rural-Mix

Children (under age 21) living in the county
9,254

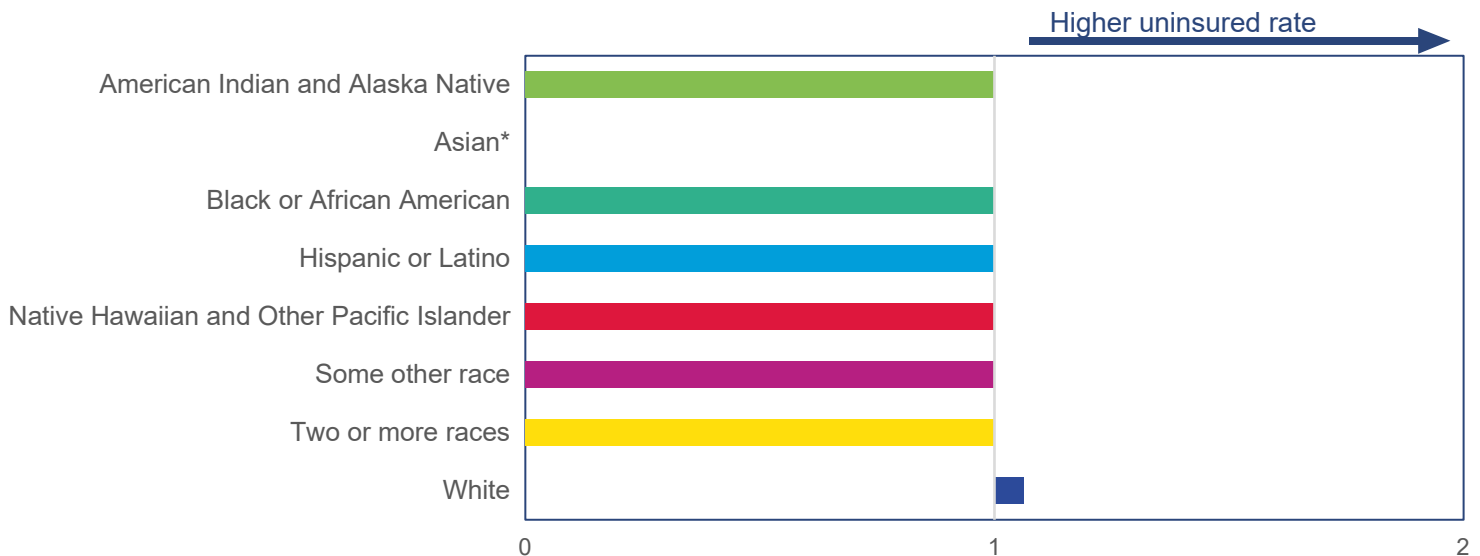
% of all children (under age 19) in the county without health insurance



% of children without health insurance by age



Children more likely to be uninsured by race/ethnicity

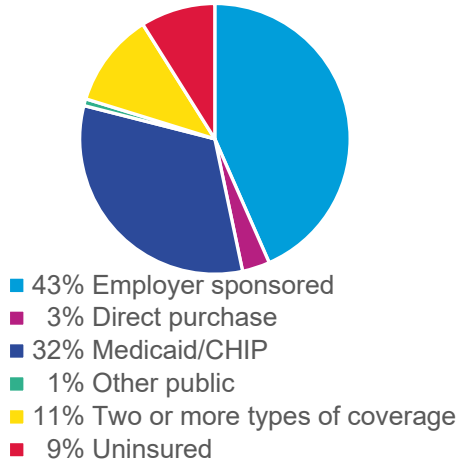


Bars to the right of 1.1 show overrepresentation, meaning the uninsured rates are higher than expected based on the proportion of this race within the county's child population. An index of 1.0 indicates no disproportionality. Bars to the left of 1.0 indicate underrepresentation, meaning the uninsured rates are lower than expected.

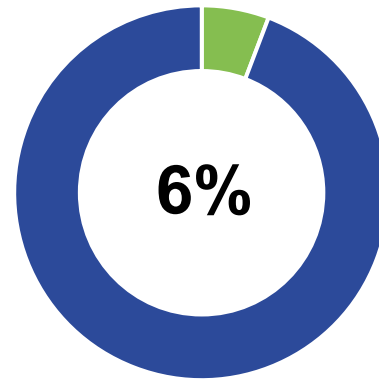
The index is based on American Community Survey 5-year estimates (2018-2022).

* No child population of this race exists in the county.

Sources of coverage

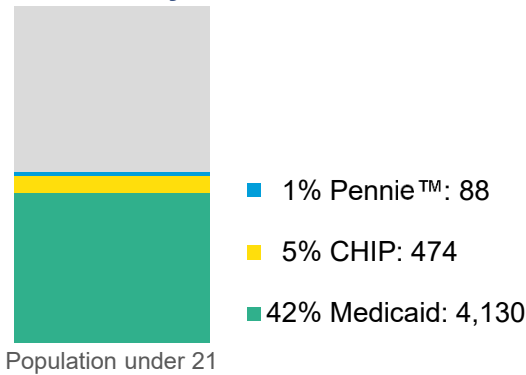


% of county children financially eligible for Medicaid but are uninsured

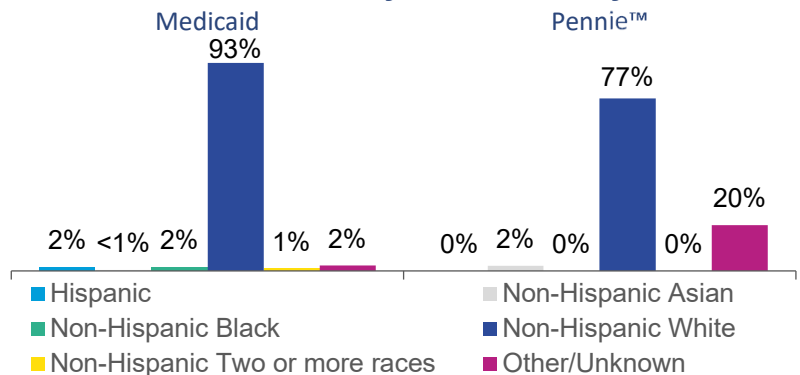


Enrollment in Publicly Funded or Supported Health Insurance (September 2024)

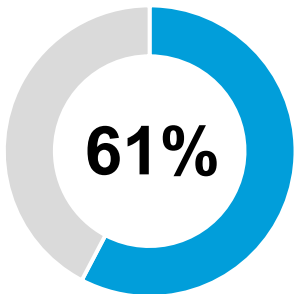
Enrollment by Medicaid/CHIP/Pennie™



Enrollment by Race/Ethnicity



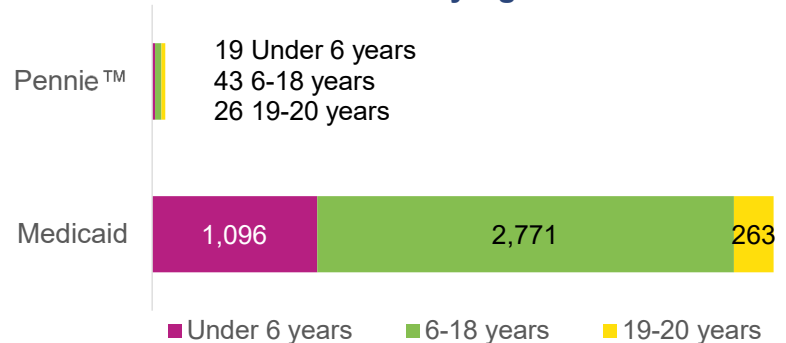
Pennie™ Enrollment



Of those Pennie™ enrollments with known income levels,
 <11 are eligible for Medicaid
 48 are eligible for free or subsidized CHIP

Medicaid or CHIP eligible

Enrollment by Age



Health Insurance Plans Available in McKean County

- Medicaid:** Physical: AmeriHealth Caritas PA, Geisinger, Health Partners, UPMC
Behavioral: Community Care Behavioral Health Organization
- CHIP:** Geisinger, Highmark, KidzPartners, UPMC
- Pennie™:** Highmark, UPMC