



# 2024 State of Children's Health COUNTIES BY THE NUMBERS

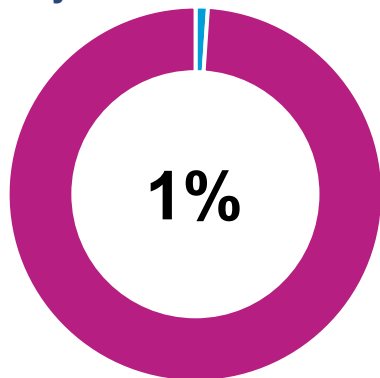
## Cambria County

Urban-Mix

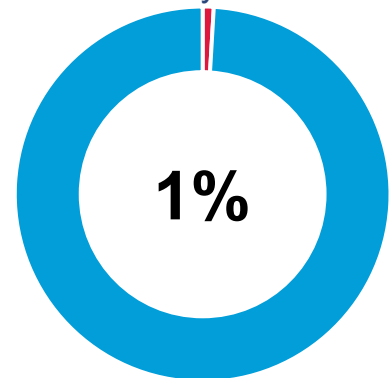
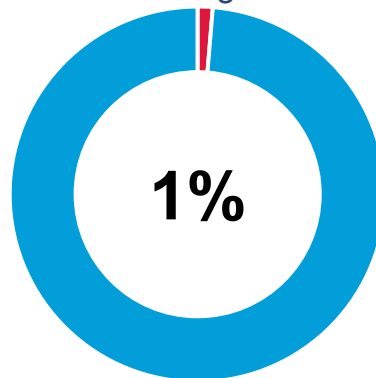
Children (under age 21) living in the county

**30,434**

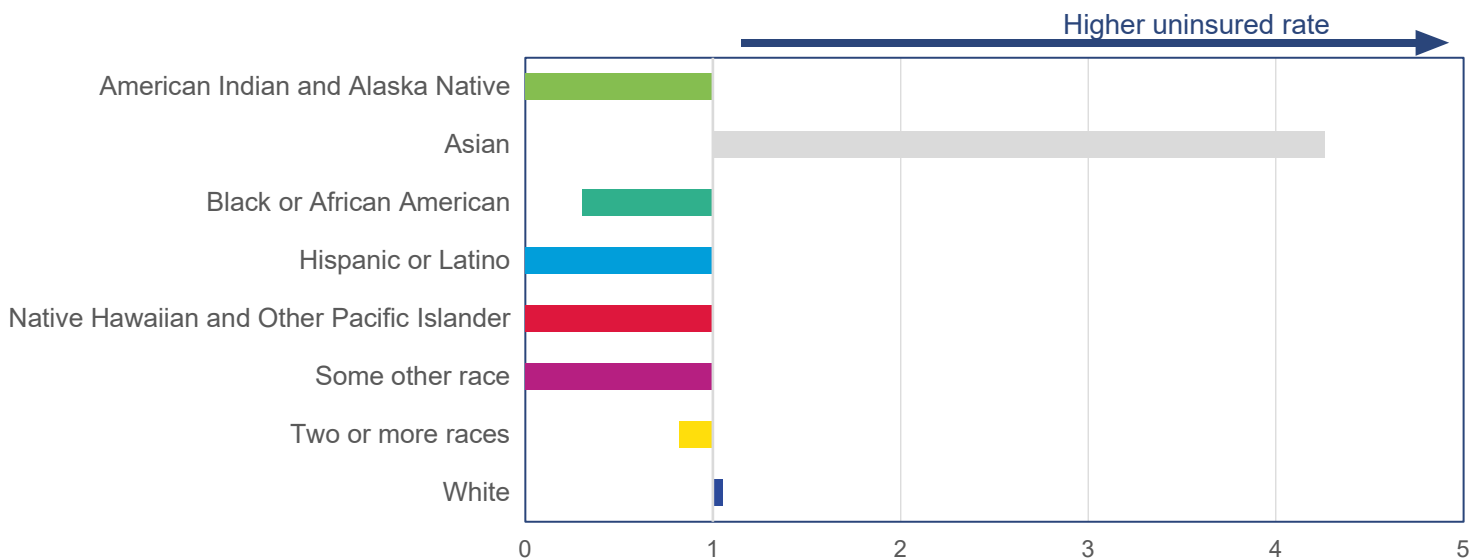
% of all children (under age 19) in the county without health insurance



% of children without health insurance by age



### Children more likely to be uninsured by race/ethnicity

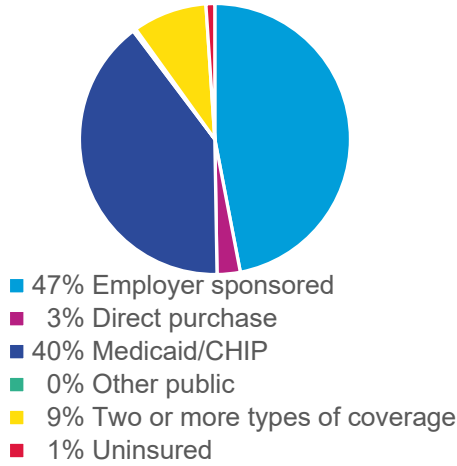


Bars to the right of 1.1 show overrepresentation, meaning the uninsured rates are higher than expected based on the proportion of this race within the county's child population. An index of 1.0 indicates no disproportionality. Bars to the left of 1.0 indicate underrepresentation, meaning the uninsured rates are lower than expected.

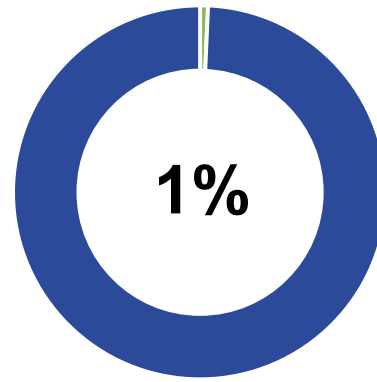
The index is based on American Community Survey 5-year estimates (2018-2022).

\* No child population of this race exists in the county.

### Sources of coverage

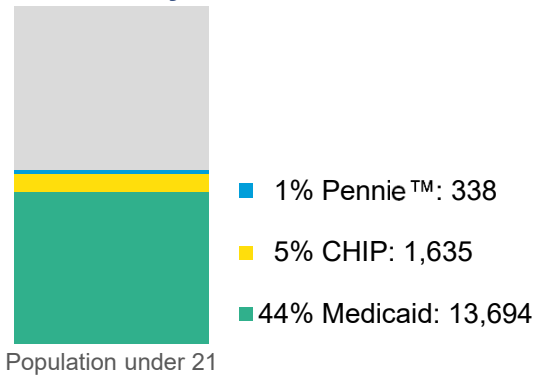


### % of county children financially eligible for Medicaid but are uninsured

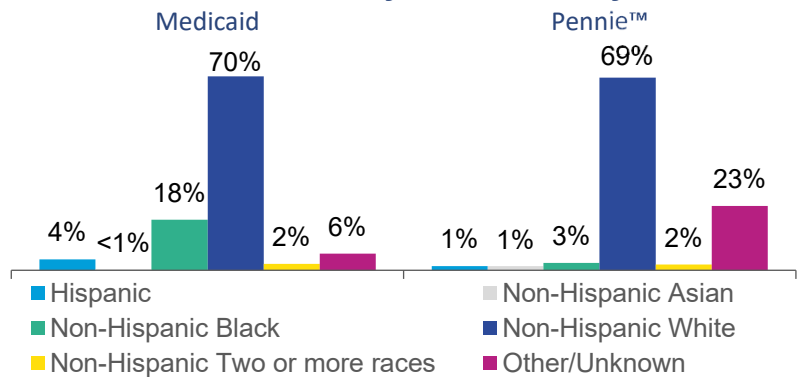


## Enrollment in Publicly Funded or Supported Health Insurance (September 2024)

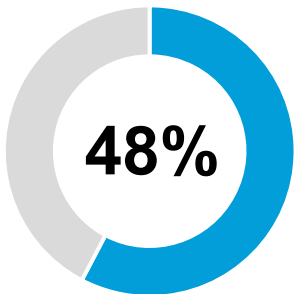
### Enrollment by Medicaid/CHIP/Pennie™



### Enrollment by Race/Ethnicity



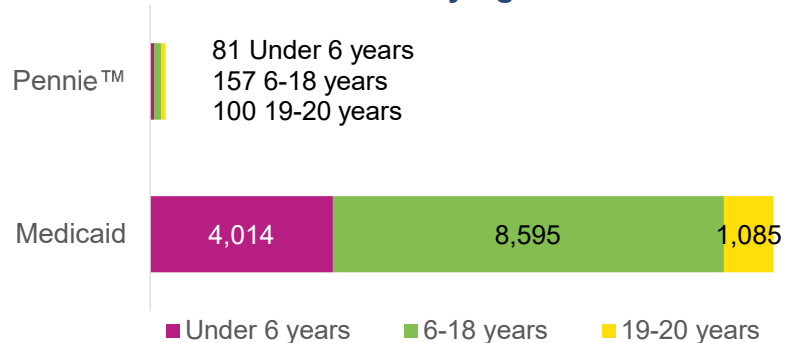
### Pennie™ Enrollment



Of those Pennie™ enrollments with known income levels,  
 14 are eligible for Medicaid  
 149 are eligible for free or subsidized CHIP

Medicaid or CHIP eligible

### Enrollment by Age



### Health Insurance Plans Available in Cambria County

- Medicaid:** Physical: AmeriHealth Caritas PA, Geisinger, Health Partners, Highmark Wholecare, UPMC  
Behavioral: Magellan Behavioral Health
- CHIP:** Aetna, Geisinger, Highmark, KidzPartners, UnitedHealthcare, UPMC
- Pennie™:** Geisinger, Highmark, UPMC